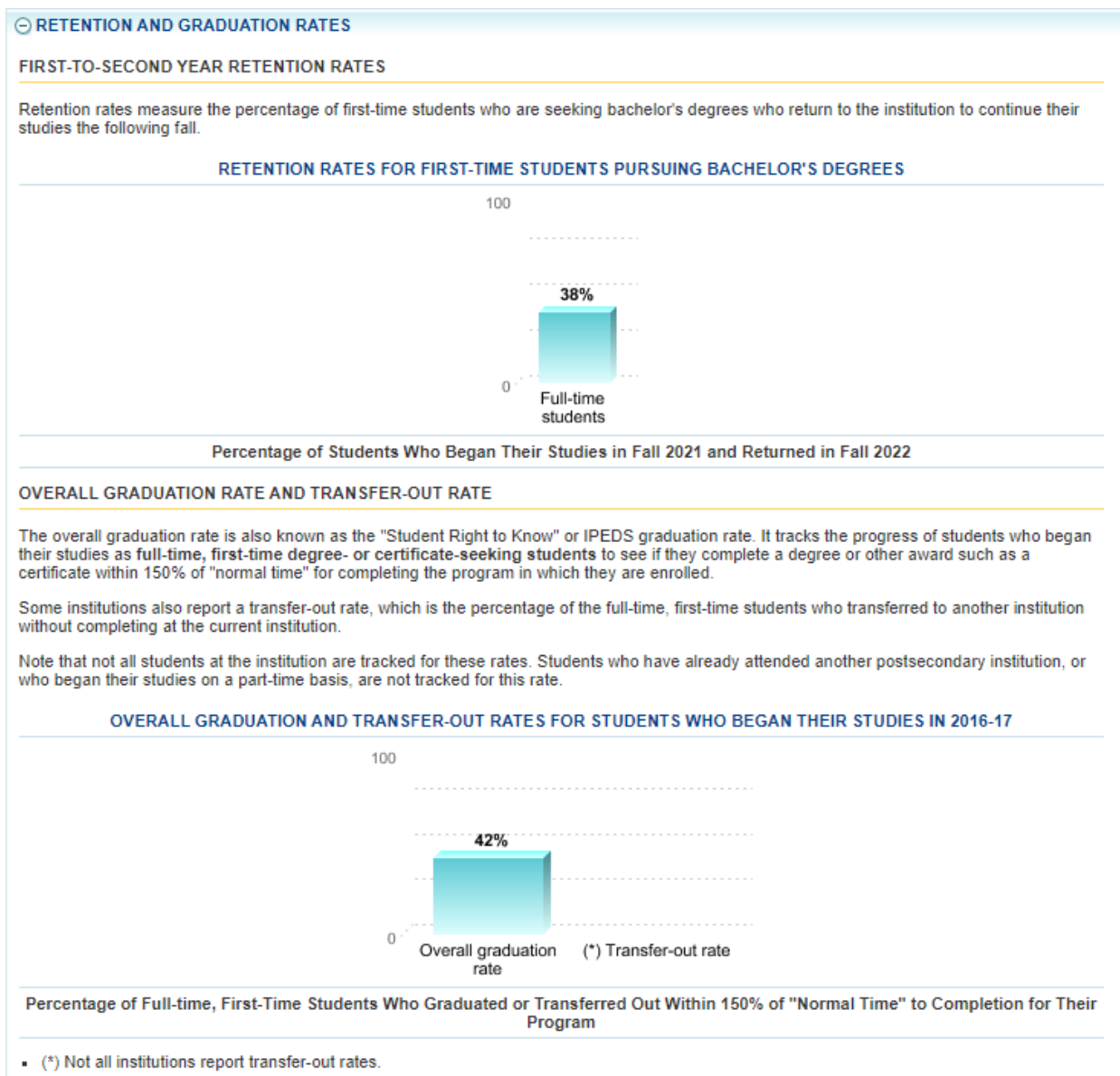




The overall graduation rate is also known as the "Student Right to Know" or IPEDS graduation rate. It tracks the progress of students who began their studies as full-time, first-time degree- or certificate-seeking students to see if they complete a degree or other award such as a certificate within 150% of "normal time" for completing the program in which they are enrolled. The graduation rate reported below is for students who began their studies in Fall 2021.

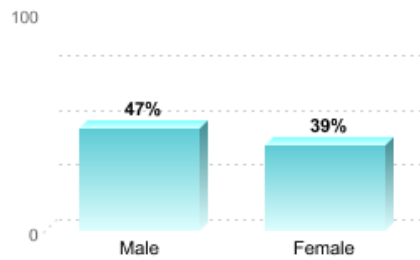
Some institutions also report a transfer-out rate, which is the percentage of the full-time, first-time students who transferred to another institution without completing at the current institution.

Note that not all students at the institution are tracked for these rates. Students who have already attended another postsecondary institution, or who began their studies on a part-time basis, are not tracked for this rate.



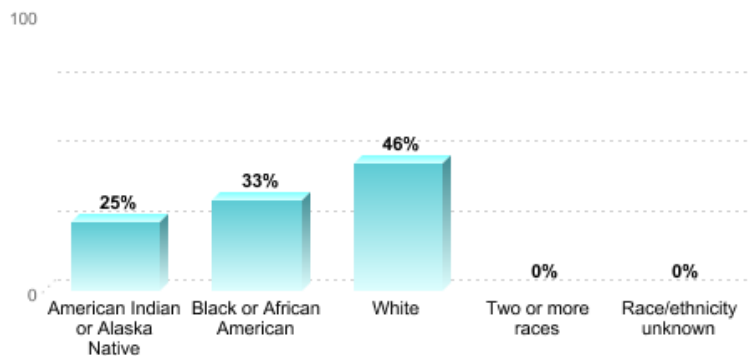
The above information was reported to the U.S. Department of Education via the Integrated Postsecondary Education Data System (IPEDS). The IPEDS survey is conducted by the National Center for Education Statistics (NCES). Survey results are displayed on the IPEDS College Navigator site: <https://nces.ed.gov/collegenavigator/?q=beal&s=all&id=160995>

OVERALL GRADUATION RATE BY GENDER



Percentage of Full-time, First-time Students Who Began Their Studies in 2016-17 and Graduated Within 150% of "Normal Time" to Completion for Their Program

OVERALL GRADUATION RATE BY RACE/ETHNICITY

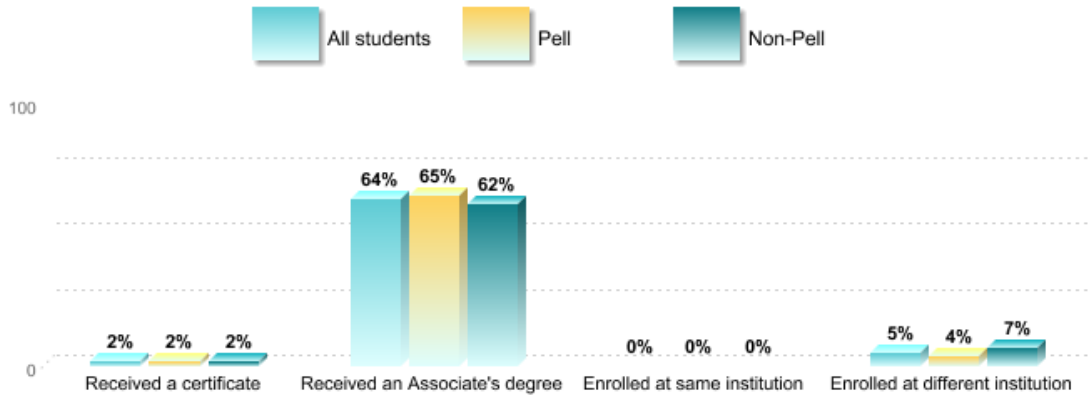


Percentage of Full-time, First-time Students Who Began Their Studies in 2016-17 and Graduated Within 150% of "Normal Time" to Completion for Their Program

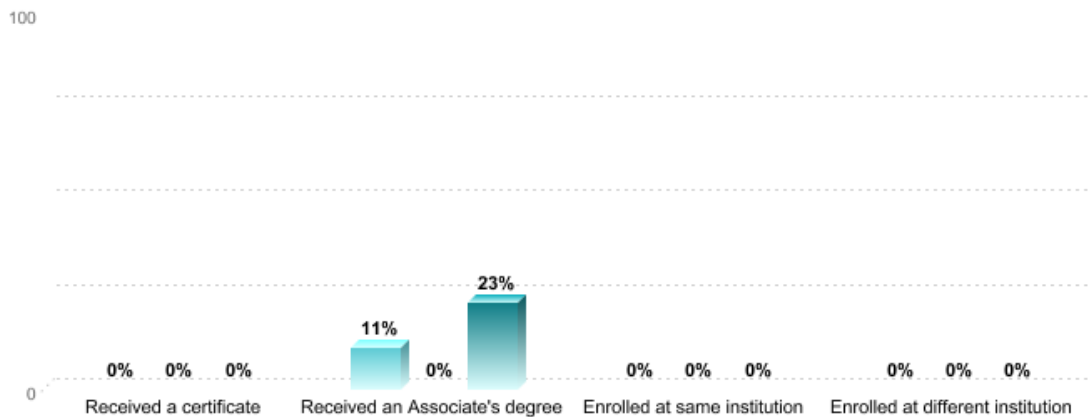
OUTCOME MEASURES

- Alternative measures of student success are reported by degree-granting institutions to describe the outcomes of degree/certificate-seeking undergraduate students who are not only first-time, full-time students, but also part-time attending and non-first-time (transfer-in) students. These measures are also reported for students receiving Pell grants and those students that do not receive Pell grants. These measures provide the 8-year award-completion rates by award level (certificates, associate's and bachelor degrees) after entering an institution. For students who did not earn any undergraduate award after 8-years of entry, the enrollment statuses are reported as either still enrolled at the institution, or subsequently transferred out of the institution. Unlike the Graduation Rates data, all reporting institutions must report on their transfer outs regardless if the institution has a mission that provides substantial transfer preparation.

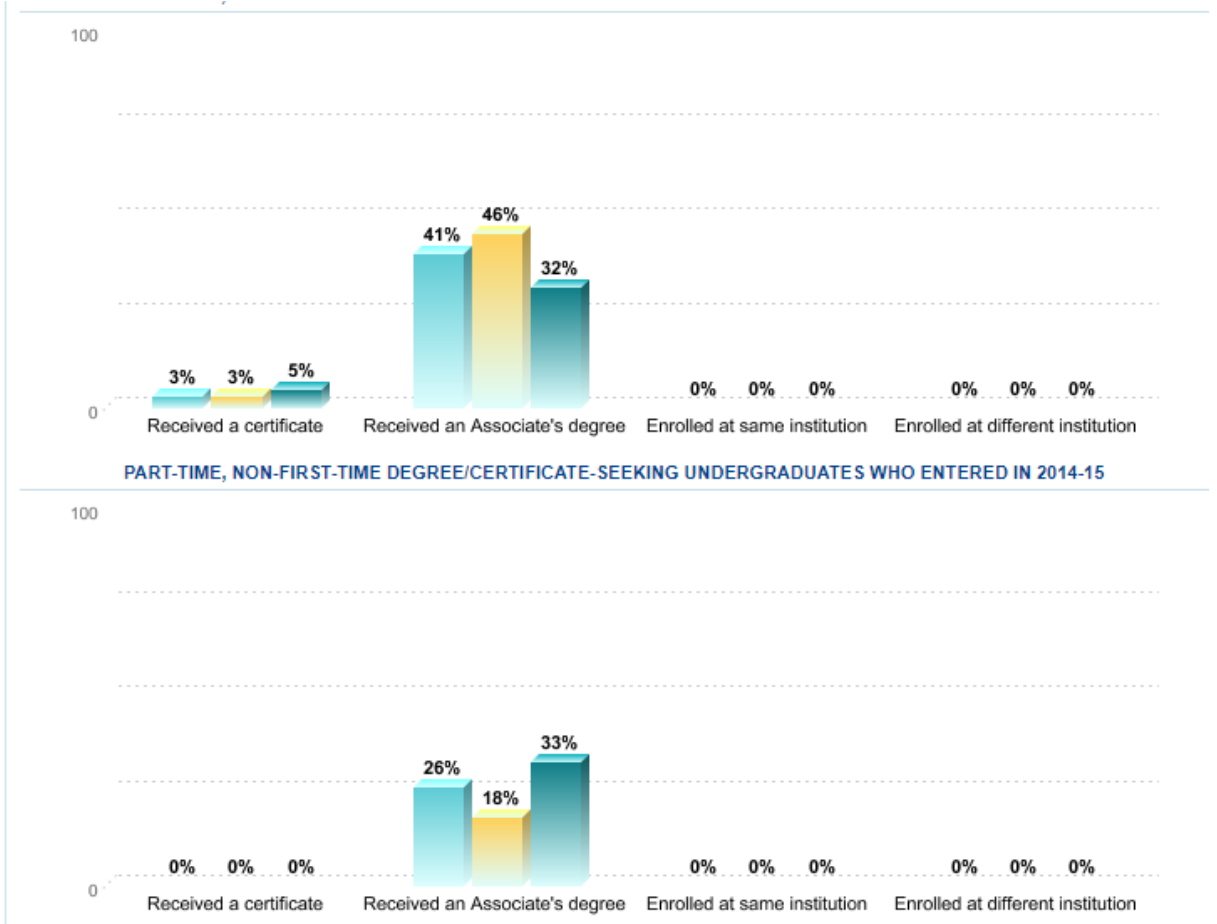
FULL-TIME, FIRST-TIME DEGREE/CERTIFICATE-SEEKING UNDERGRADUATES WHO ENTERED IN 2014-15



PART-TIME, FIRST-TIME DEGREE/CERTIFICATE-SEEKING UNDERGRADUATES WHO ENTERED IN 2014-15



FULL-TIME, NON-FIRST-TIME DEGREE/CERTIFICATE-SEEKING UNDERGRADUATES WHO ENTERED IN 2014-15



The above information was reported to the U.S. Department of Education via the Integrated Postsecondary Education Data System (IPEDS). The IPEDS survey is conducted by the National Center for Education Statistics (NCES). Survey results are displayed on the IPEDS College Navigator site: <https://nces.ed.gov/collegenavigator/?q=beal&s=all&id=160995>